



# **VICTOR SILVER**

## **FRONT OFFICE SYSTEM**



# **COMANCHE**


## **Hotel Software**


*Warning: The information furnished herein by COMANCHE is proprietary and confidential to Comanche International Public Company Limited and not to be used, duplicated, published, or disclosed to any third party in whole or in part without permission from Comanche International Public Company Limited*

## Login Screen



## Main Screen

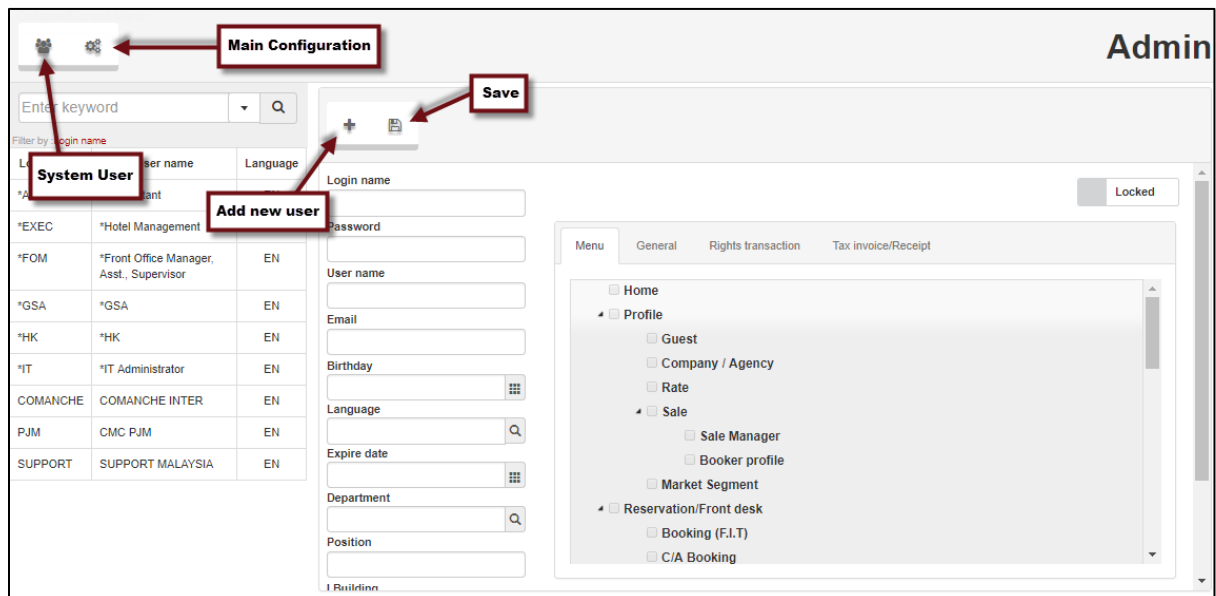




- User Profile Page

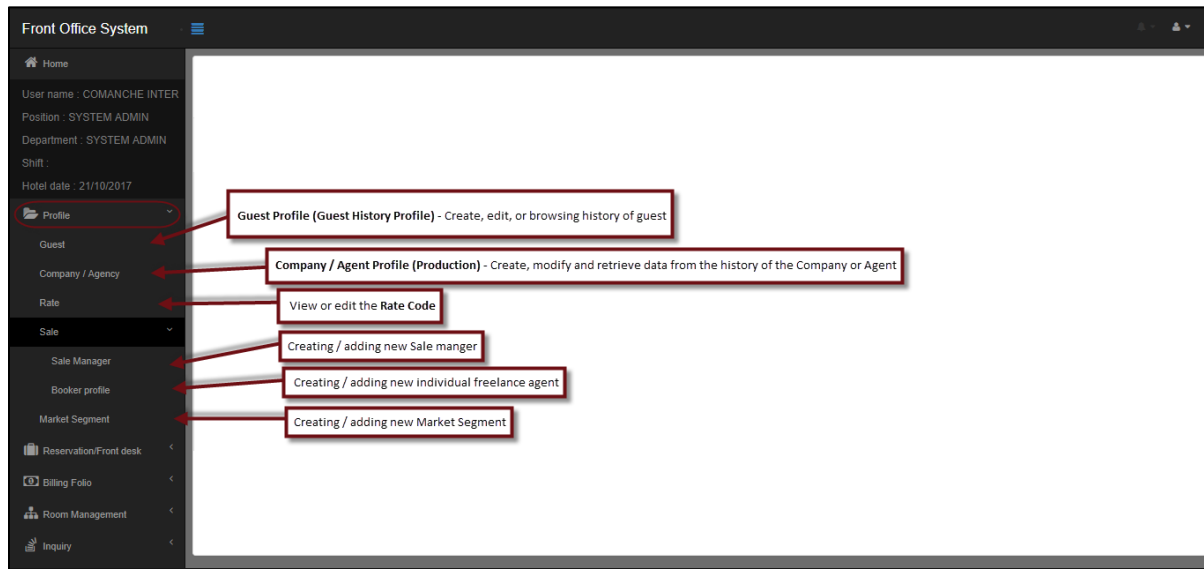


- Admin Page

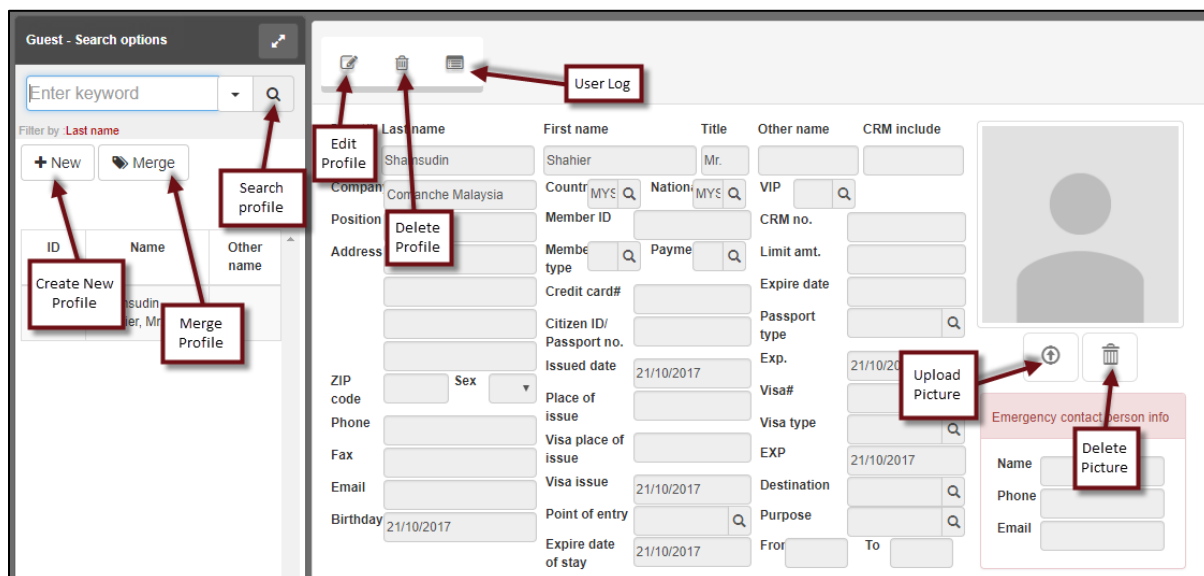


## Profile Menu

The Profile Menu shows the profile history of Guest/s [Guest History Information] including dates and length of stay [Booking forecast], their booking/travel agent [Company/Agent] including their room set-ups and other arrangements.



- Guest Page



- Rate Page

The Rate Page interface includes a top navigation bar with icons for file operations and a 'User Log' button. The main form contains fields for 'Rate code', 'Rate type' (with a dropdown), 'Description' (text input), and 'Rate class' (with a search icon). Below these are 'Valid on' date pickers (01/10/2017 to 31/10/2020) and a 'Remark' field with a default value 'Remark default to booking'. There are checkboxes for 'Is open rate' (checked) and 'Is web rate'. A section with 'Add', 'Remove', and 'Edit' buttons is followed by a 'Formula for Open Rate' section with '+', '-', and '\$' buttons. At the bottom, there are summary fields for 'Total single', 'Total twin', 'Total triple', and 'Total child', each with a value of 0. A table lists items with columns: Trans code, Description, Single, Twin, Triple, and #Child.

Trans code	Description	Single	Twin	Triple	#Child
100	Room Charge	0.00	0.00	0.00	0.00
200	ABF	0.00	0.00	0.00	0.00

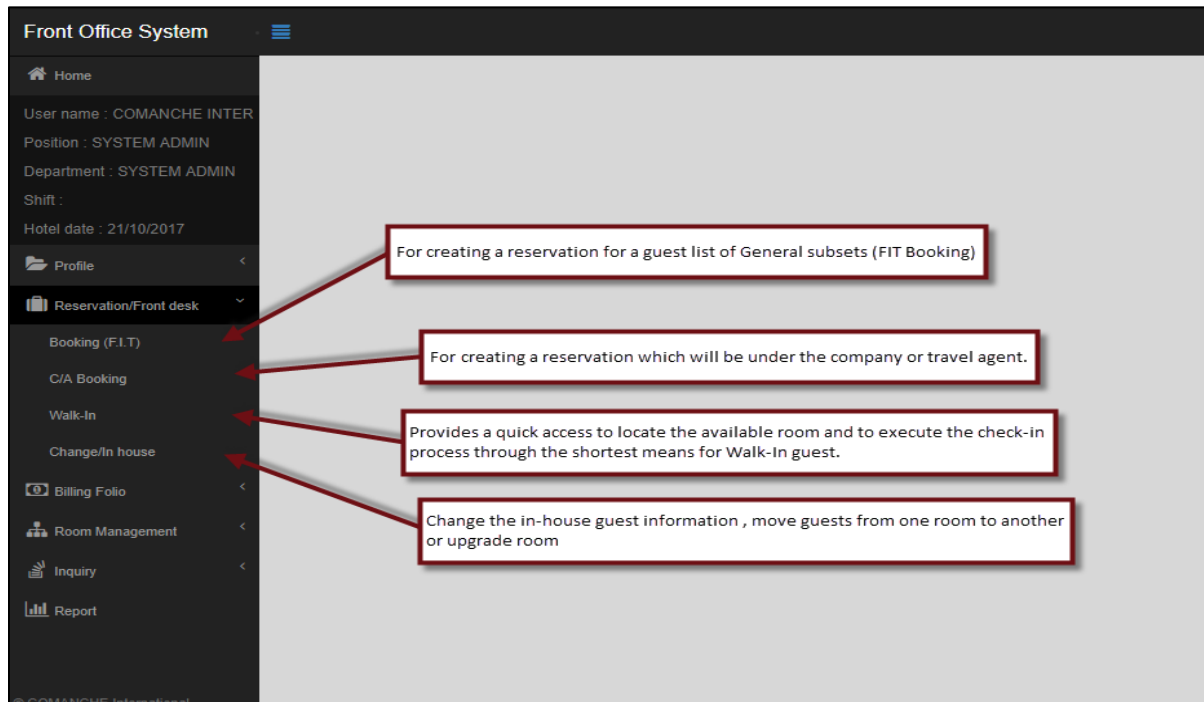
- Sale Page

The Sale Page interface features a top navigation bar with icons for file operations and a 'Performance Comparison' button. The main form includes fields for 'Code', 'First name', 'Last name', 'Position', 'Sale group', and 'Birthday'. There are 'Edit' and 'Delete' buttons. A 'User Log' button is also present. A 'Sale target' and 'Sale production' section is available. At the bottom, a table displays performance metrics with columns: Year, Room night, Room Rev., F&B Rev., and Other Rev.

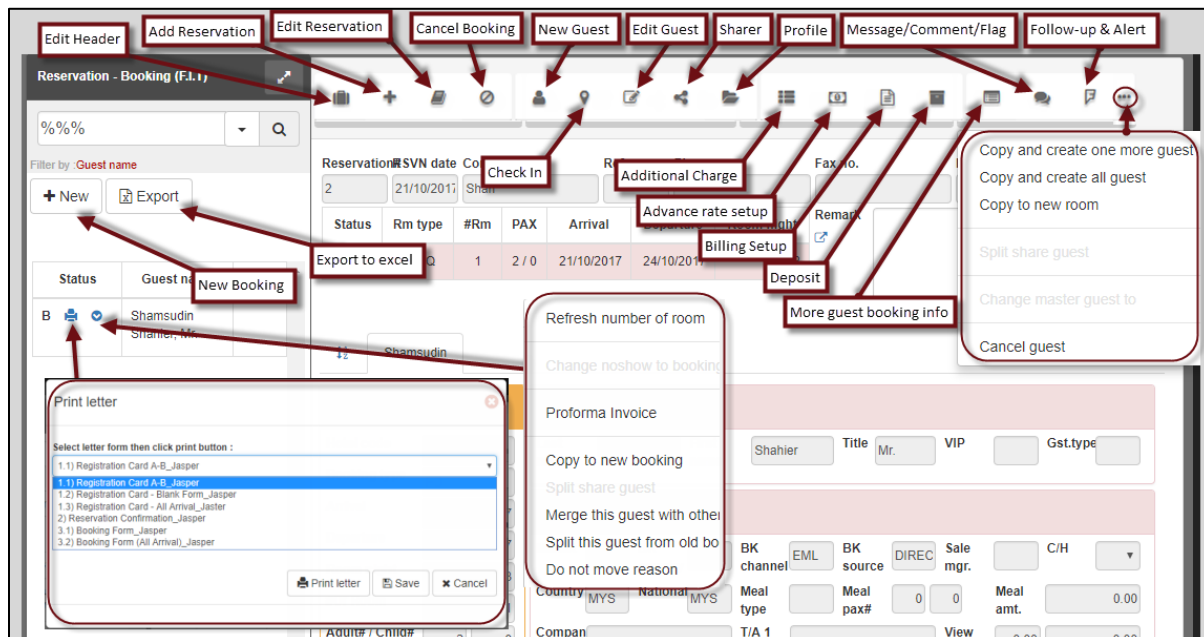
Year	Room night	Room Rev.	F&B Rev.	Other Rev.
------	------------	-----------	----------	------------

## Reservation/Front Desk Menu

Part of Victor Silver Front office system is the Reservation/Front Desk. Bookings either by individual (FIT) can be done on this window. User can choose on the menu listed on the left side of the screen as to what type of booking is necessary.



- Booking Page



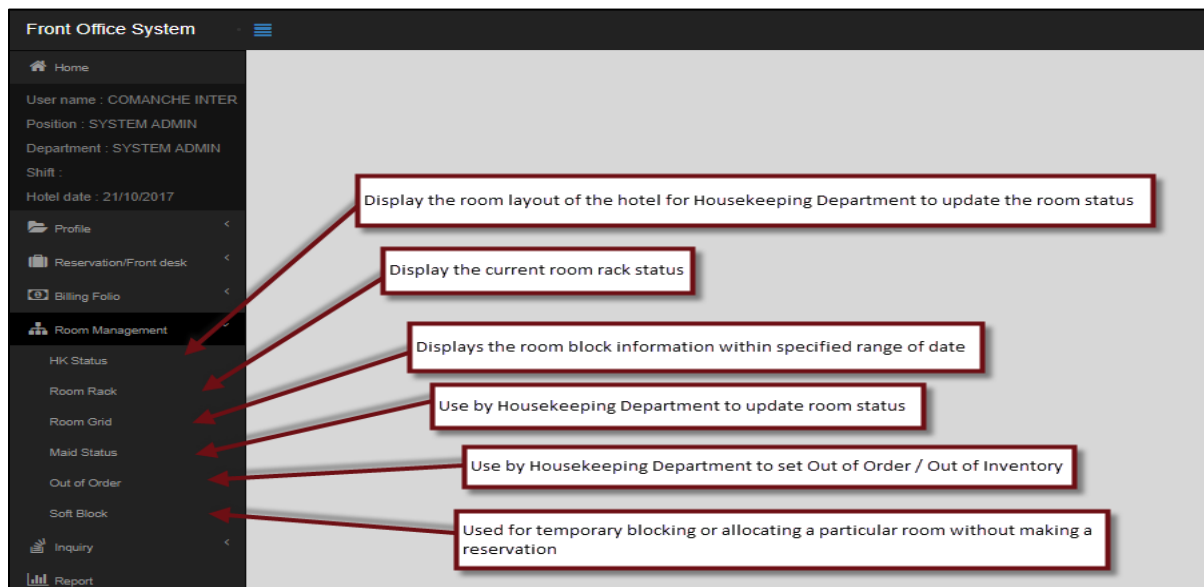




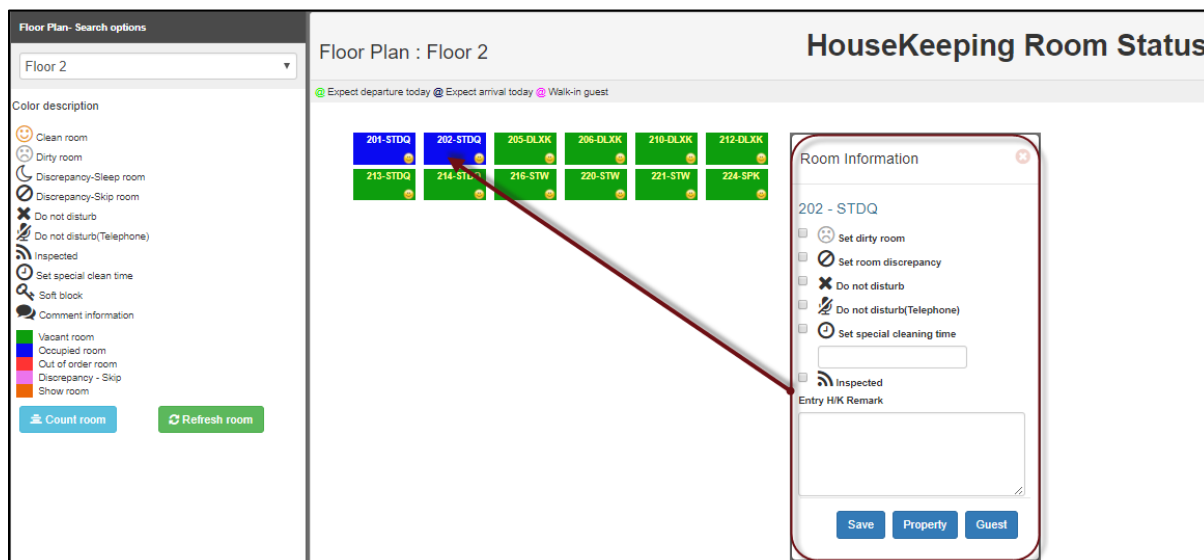
## Room Management Menu

Housekeeping menu is accessed in the main menu screen. By accessing this icon, system will display the room layout of the hotel. Levels or floors can be selected on the left side of screen. Then by simply “click” on the room number selected, a sub menu function will be displayed for user to select.

Followed by color description on the lower left screen, is to help the user to quickly identify the specific room status. There are also several icons or identifier to help users to see what is required in a particular room.



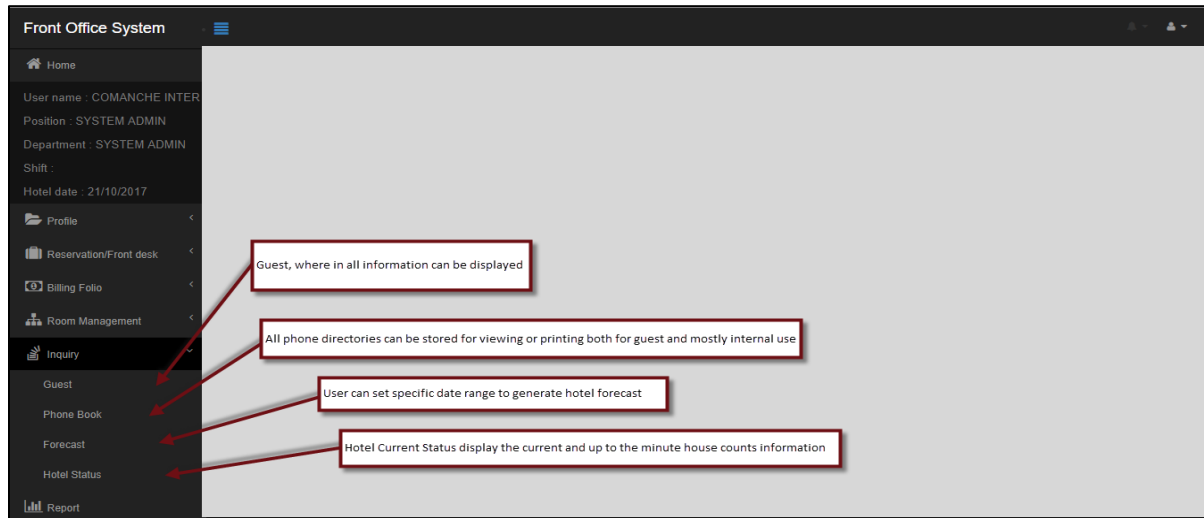
- HK Status Page



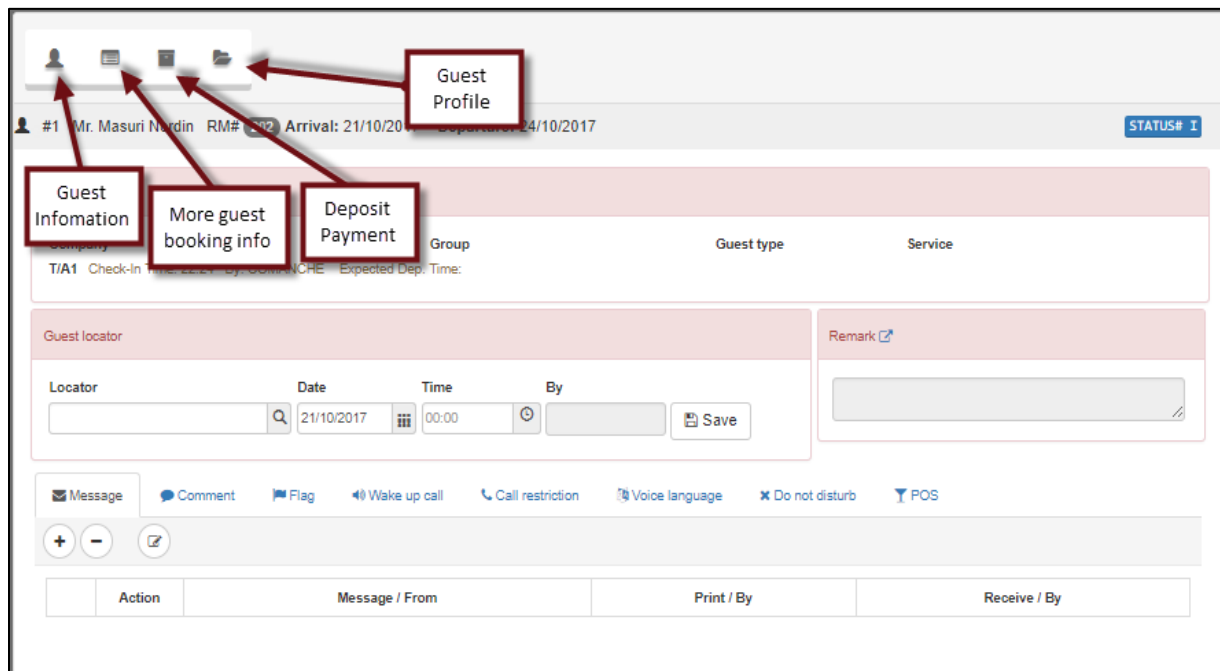


## Inquiry Menu

This menu is mostly by telephone Operators and Concierge. By accessing this menu displays the guest information. User can view and create messages and guest locators in case the guest leave message.



- Guest Inquiry Page



## Report Menu

User can print daily Manager report from this menu.

- Report Library Page

Comanche Report Library

MG01: Daily Income

1 of 1

Whole Page

Export To

Royal Comanche Hotel

MG\_01 Daily Income Report on 04/06/2017

Page 1 of 1

5:41 PM 13 October 2017

SUMMARY OF GROSS SALES	Yesterday	Actual Today	M-T-D		Y-T-D		Budget	
			This Month	Last Month	This Year	Last Year	This Month	This Year
ROOM REVENUE	193,427.68	163,134.27	720,112.29	528,523.66	9,014,091.05	0.00	547,908.00	7,464,263.00
BREAKFAST REVENUE	38,530.16	44,392.53	132,655.07	77,579.42	1,395,471.64	0.00	47,093.47	689,249.47
P&B REVENUE	15,654.35	13,957.62	53,718.54	46,698.30	715,867.14	0.00	106,622.00	1,432,093.00
HONSBAR REVENUE	0.00	0.00	339.85	0.00	1,359.40	0.00	3,177.87	43,292.87
LAUNDRY REVENUE	0.00	229.40	5,905.24	1,660.00	19,037.73	0.00	3,177.87	43,292.87
TELEPHONE & INTERNET REVENUE	0.00	0.00	0.00	0.00	172.90	0.00	0.00	0.00
BUSINESS CENTRE REVENUE	0.00	0.00	42.48	0.00	72.22	0.00	0.00	0.00